

The logo for psPLUS features the text 'psPLUS' in a sans-serif font. 'ps' is in blue, and 'PLUS' is in purple. To the right of the text is a stylized graphic consisting of four blue, curved lines that meet at a central point, forming a star-like shape. Each of the four arms of the star has a small purple circle at its tip.

psPLUS

## PS Plus 3 – Male Dossier 061006ES3

Marek Musiol  
Lead Research Statistician  
PS Plus  
Marek.Musiol@hmps.gsi.gov.uk

Adam Bennett  
Statistics Officer  
PS Plus  
Adam.Bennett@hmps.gsi.gov.uk

Lucy Pendlebury  
Statistics Officer  
PS Plus  
Lucy.Pendlebury@hmps.gsi.gov.uk



**NOMS** National Offender  
Management Service  
Working together to reduce re-offending

Contents

Introduction

Introduction.....	Page 2
Section 1 – Demographics	
Geographic Distribution .....	Page 3
Reasons for Leaving the Project .....	Page 4
Diversity.....	Page 5-6
Assessed Needs.....	Page 7-8
Risk.....	Page 9
Offences.....	Page 10
Motivation.....	Page 11
Section 2 – Assistance Received	
Soft Outcomes - Summary.....	Page 12
Soft Outcomes - Qualifications.....	Page 13
Hard ETE Outcomes.....	Page 14
All Outcomes - Summary.....	Page 15

This report has been compiled to give information about the offenders – beneficiaries – worked with on the PS Plus 3 project on dossier number 061006ES3 (male beneficiaries).

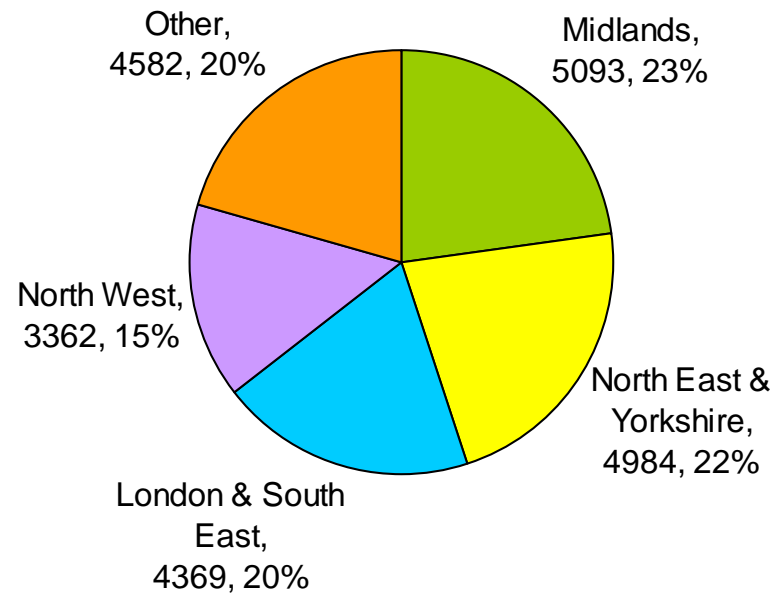
The PS Plus project started in April 2006 (with probation areas joining the project intermittently until January 2007 and prisons joining in April 2007), finishing in June 2008.

During this time, PS Plus worked with **22,390** male beneficiaries. 28% (6357) of male beneficiaries started the project in one of 14 prison establishments – and 72% (16043) started on probation.

This report will firstly show the background of the beneficiaries worked with on the project (section 1), followed by the intervention given and outcomes gained from PS Plus 3 intervention (section 2).

Information in the report has been obtained from the PS Plus developed CATS database (Case Assessment and Tracking System).

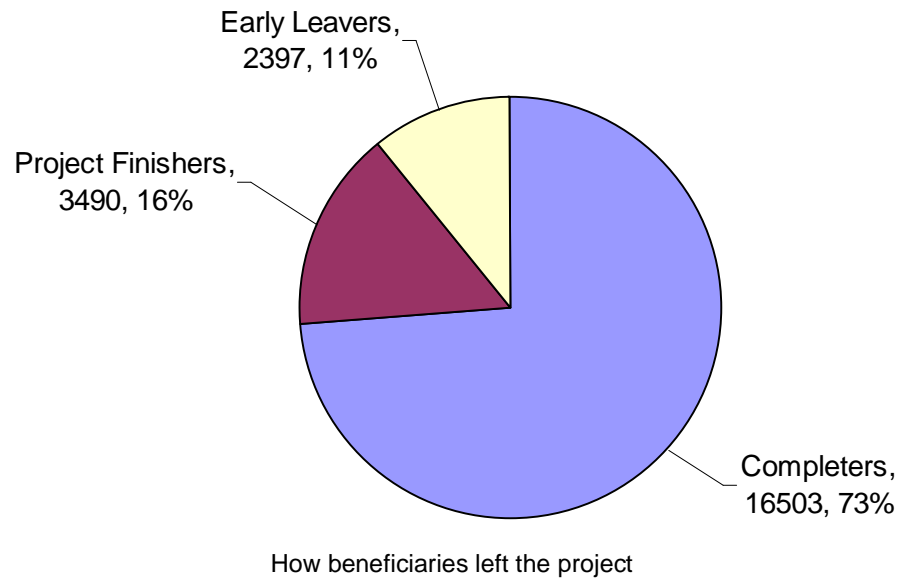
### Geographic Distribution



Breakdown of where beneficiaries live or intend to live upon completing their sentence

- Approximately one quarter (5093) of PS Plus 3 male beneficiaries live or intend to live in the Midlands upon completing their sentence.
- 22% (4984) live or intend to live in the North East, Yorkshire or Humberside on release.
- 273 were due to move to Northern Ireland, Scotland or Wales on release.

## Reasons for Leaving the Project

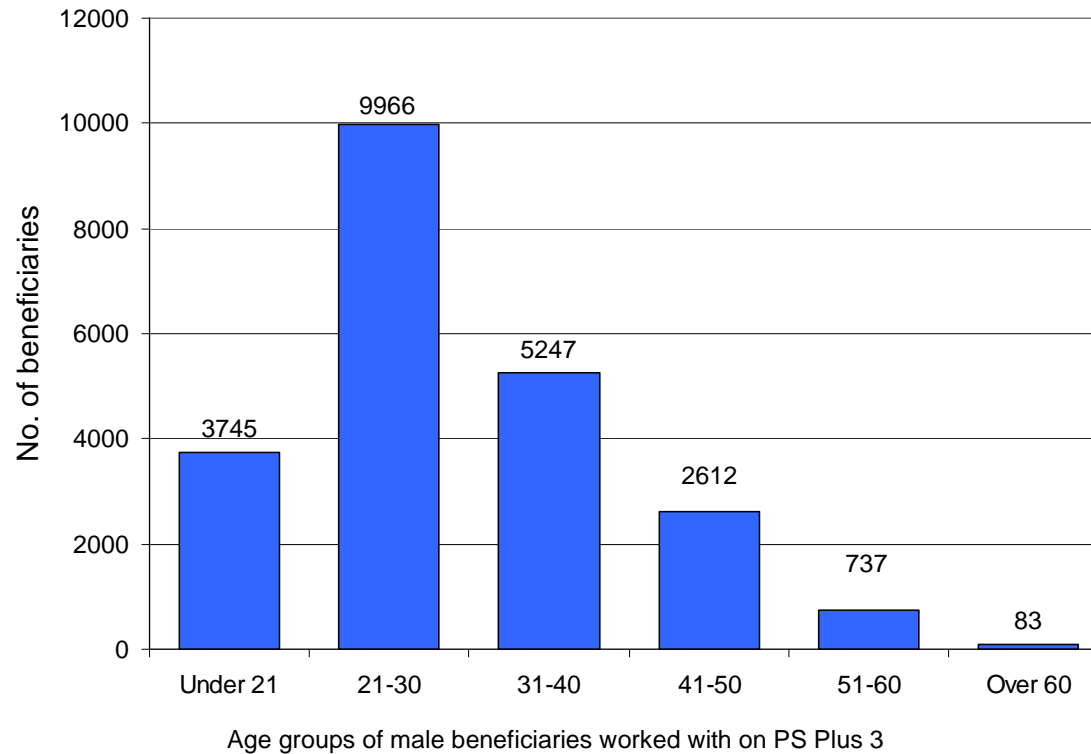


<u>Reason for leaving early</u>	<u>No. bens</u>
Transferred to non-PS Plus establishment/probation area	988
Decided not to work with PS Plus	486
Given custodial sentence (probation only)	320
Absconded (prison only)	62
Health reasons	12
Other	529
<b>TOTAL</b>	<b>2397</b>

Reasons for leaving the project early

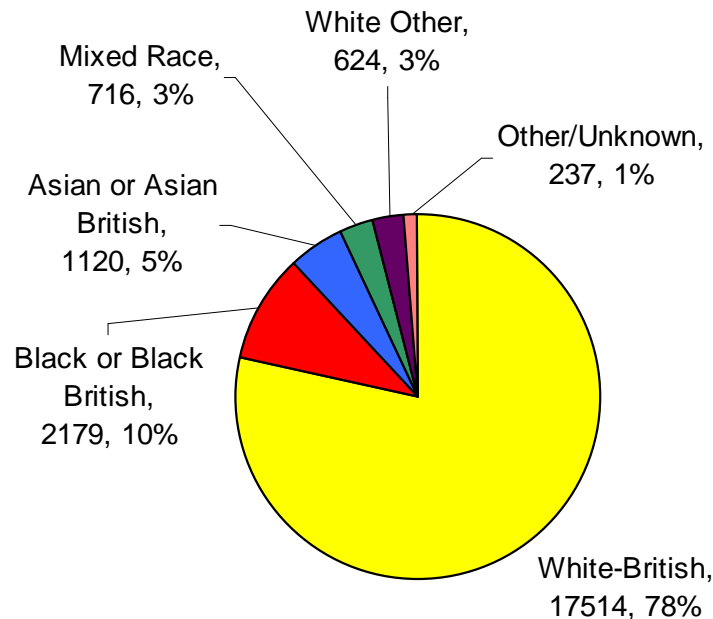
- 73% (16,503) of male PS Plus 3 beneficiaries were *completers* – they left PS Plus when their sentence expired.
- 16% (3,490) of male beneficiaries on PS Plus 3 were *project finishers* – these beneficiaries completed the project between 1<sup>st</sup> May 2008 and 30th June 2008 before their sentence expired, due to the closure of PS Plus.
- A further 2,397 (11%) beneficiaries were *early leavers*. The most common reason for leaving the project early was transfer to a non-PS Plus establishment or probation area.
- Approximately 260 male beneficiaries who started the PS Plus 3 project in prison later worked with PS Plus while on probation.

### Diversity: Age



- The average (mean) age of PS Plus beneficiaries on starting the project at Risley was 29 years 9 months.
- The most common age group is 21-30 (45%). 17% of the male beneficiaries worked with on PS Plus 3 were under 21 on starting the project, and 83 were over 60.

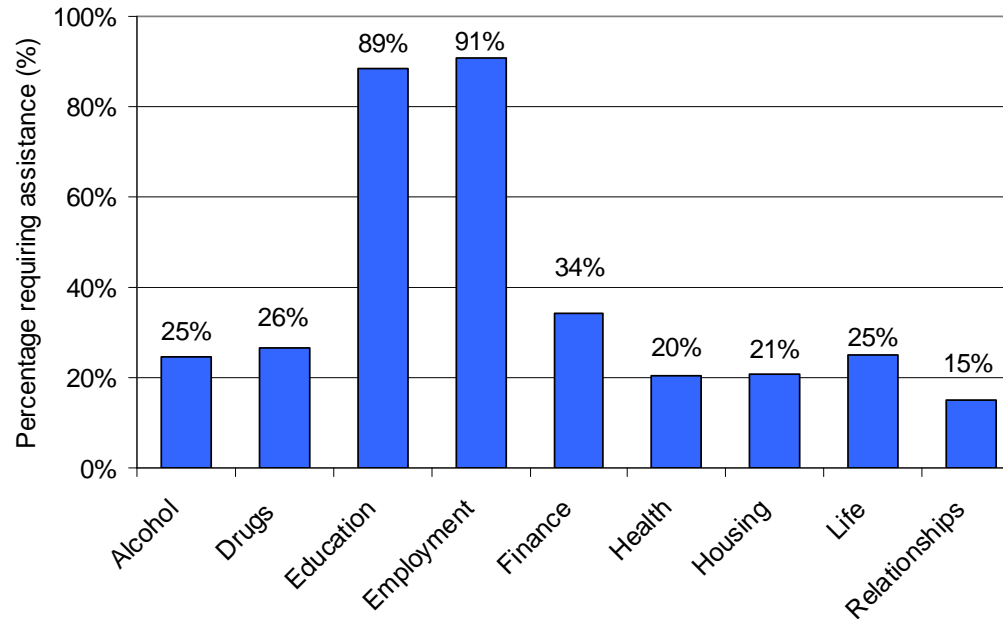
### Diversity: Ethnic Origin and Nationality



Ethnic origin of male beneficiaries on PS Plus 3

- 78% (17514) of male beneficiaries on PS Plus 3 were White-British. Ethnic minorities accounted for 22% of the population. The ethnic origin of 51 beneficiaries was unknown.
- 96% (21495) of male beneficiaries were from the United Kingdom. PS Plus worked with a further 845 people from outside the United Kingdom and of these, 536 were from outside the European Union. The nationality of 50 beneficiaries was unknown. ESF constraints require that all PS Plus beneficiaries must be eligible to work in the U.K.

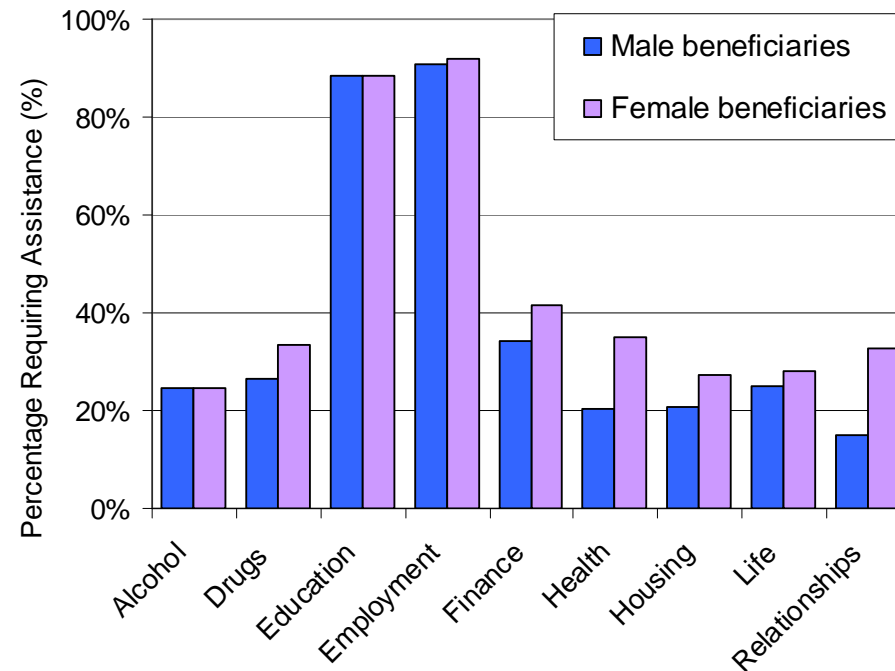
### Assessed Needs



Needs of beneficiaries according to assessments

- Every beneficiary needed help with either employment or education. 20332 (91%) beneficiaries needed help with employment. The majority of beneficiaries (80%) needed help with both employment *and* education.
- 21% (4670) of beneficiaries needed help with housing, and 2% (383) were identified as having no fixed abode. 20% (4524) of beneficiaries needed help with health issues, and 122 (1%) beneficiaries considered themselves disabled.
- 9476 beneficiaries identified a need for help with either drugs or alcohol, which accounted for 42% of the total.

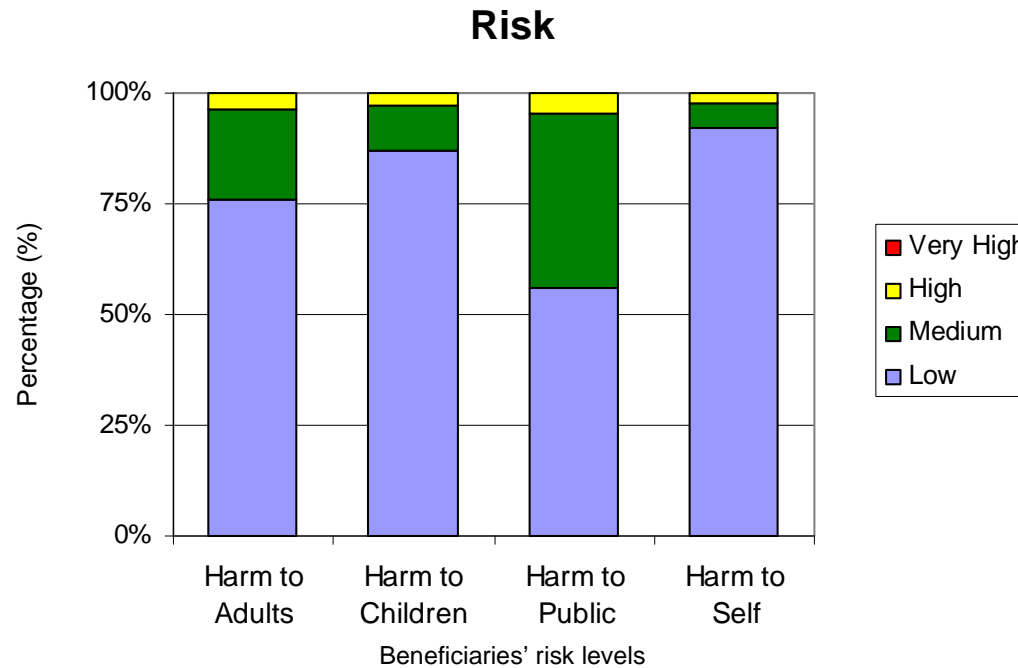
## Assessed Needs – Comparison with Female Beneficiaries



Needs of male PS Plus 3 beneficiaries compared to female PS Plus 3 beneficiaries.

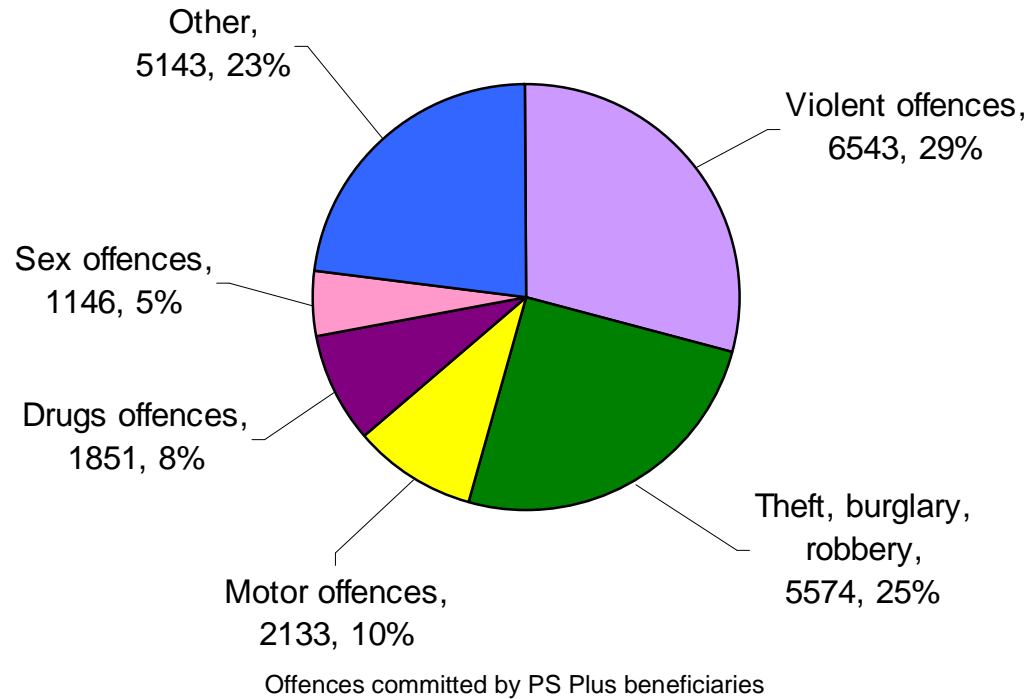
- Statistical analysis shows that male PS Plus 3 beneficiaries were significantly *less* likely to have problems with drugs, finance, health, housing, life and relationships issues than female PS Plus 3 beneficiaries.
- Statistical analysis shows that male PS Plus 3 beneficiaries were *equally* likely to have problems with alcohol, education and employment.





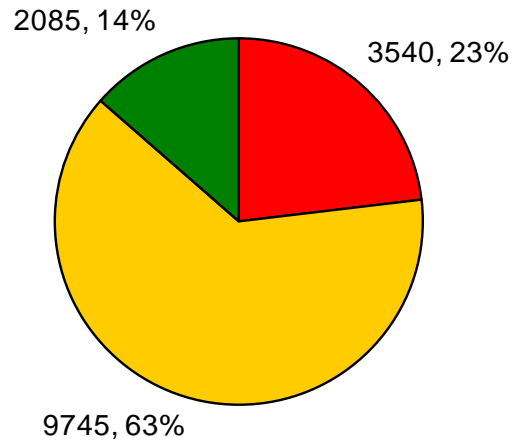
- For each category of risk, approximately 30% of beneficiaries' risk was unknown.
- Less than 5% were classed as high or very high risk in each category.
- Where the risk was known, over 75% of prisoners were classified as low risk of harm towards adults, children and themselves.
- Where risk was known, the risk towards the public was classified as low for over 55% of beneficiaries.

### Offences

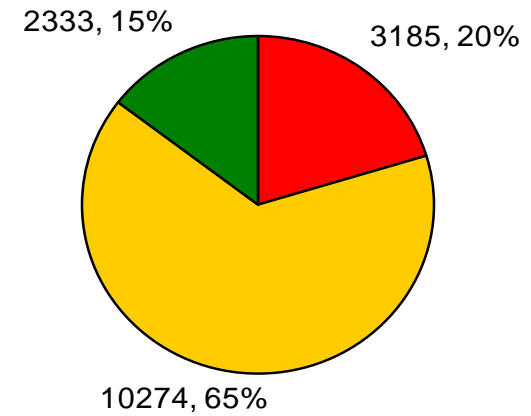
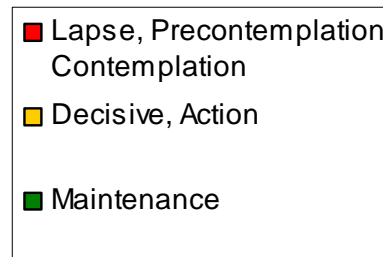


- The most common types of offence committed by male PS Plus 3 beneficiaries was violent offences (29%) followed by theft, robbery or burglary (25%).
- 1851 (8%) beneficiaries were in custody or on probation for drugs offences.

## Motivation



Beneficiaries' Starting Motivation



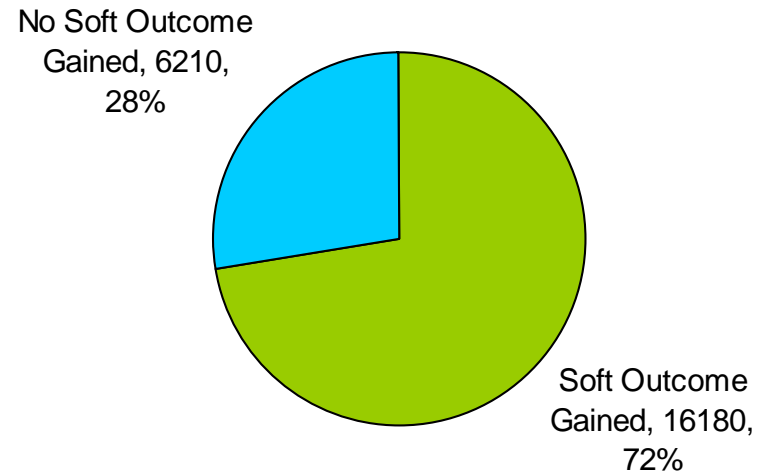
Beneficiaries' Finishing Motivation

- The proportion of beneficiaries whose motivation (where known) was lapse, pre-contemplation or contemplation decreased from 23% to 20%.
- 248 more beneficiaries had a motivation level of maintenance when beneficiaries' finishing motivation was calculated.

### Soft Outcomes - Summary

<u>Soft Outcome</u>	<u>No. outcomes</u>
Advice On Disclosure	10273
IAG Assistance	9025
CV Assisted	3864
Job Club	2684
Non-NVQs Gained	2601
Accessed Beneficiary Fund	2334
Other Programme	1985
CSCS - Health And Safety Test	891
Financial Literacy	860
FE College Interview	811
Basic skills	676
Job Preparation	457
Job Interview	448
Work Experience Community	439
NVQs Gained	356
CV Written on Own	345
Other	1204
<b>Total</b>	<b>39253</b>

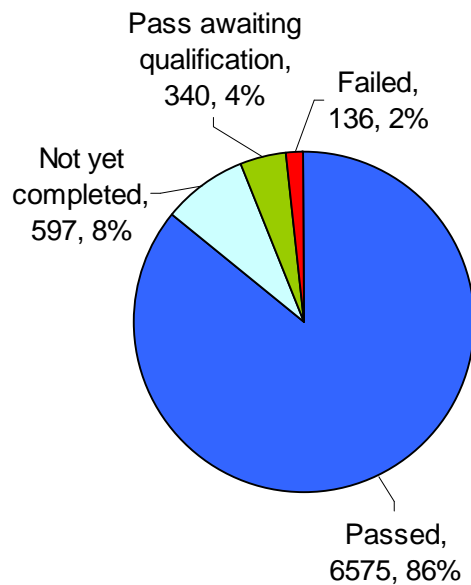
Soft outcomes gained by beneficiaries



Percentage gaining a soft outcome

- 39,253 soft outcomes were achieved by the 22,390 male beneficiaries on PS Plus 3.
- 72% (16,180) male beneficiaries achieved at least one soft outcome whilst on PS Plus 3.
- 60% (13,536) beneficiaries received advice or guidance, 72% (16,017) received help with employment and 57% (12,663) received help with education.

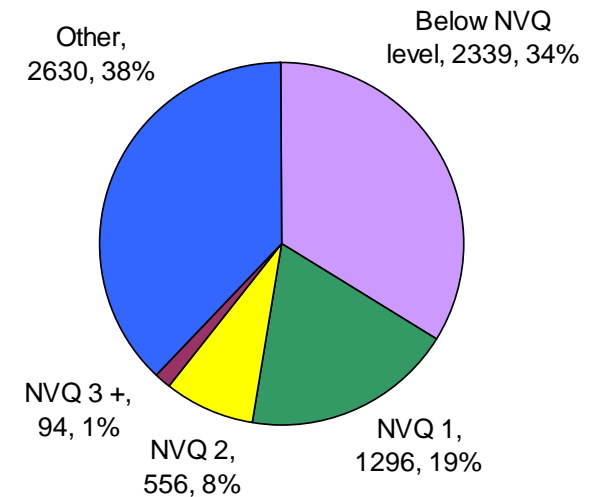
### Soft Outcomes – Qualifications



Exams passed by beneficiaries

Subjects Passed	No. Passed
Preparation for Work	1220
Employment Courses	1096
Literacy	1046
Numeracy	997
Health & Safety	502
IT	309
Food Preparation & Hygiene	267
Education	231
Sports & Fitness	156
Life Skills	149
Relationships & Counselling	138
First Aid	104
Art	95
Money Courses	21
Drugs & Alcohol Courses	20
Other Courses	564
<b>Total</b>	<b>6915</b>

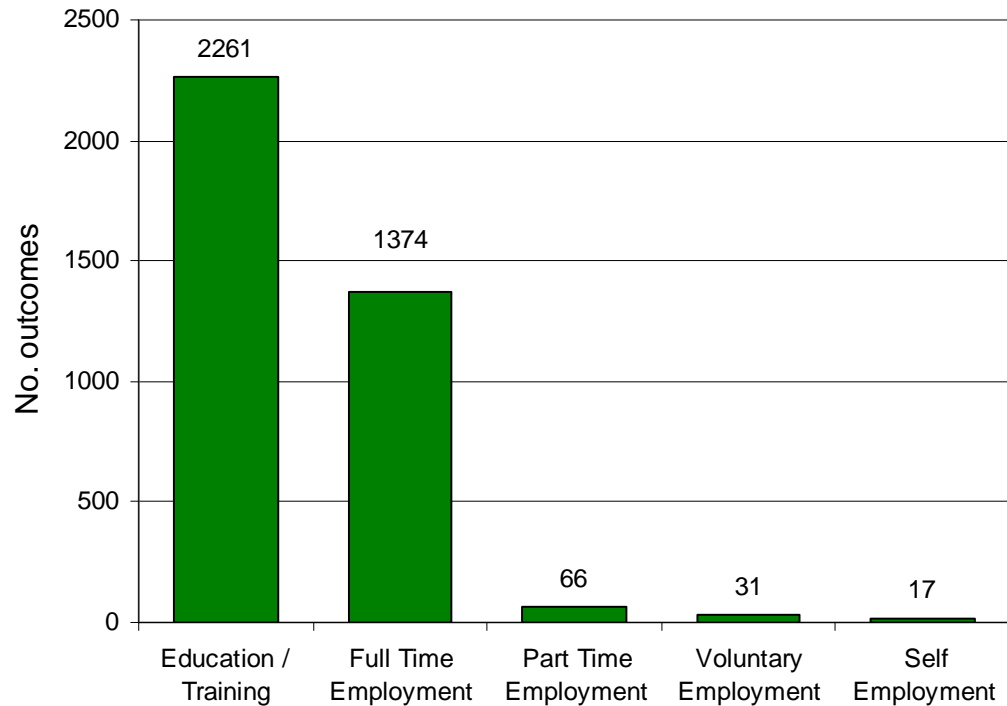
Subjects passed by beneficiaries



NVQs gained by beneficiaries

- 6915 (90%) of exams taken by male PS Plus 3 beneficiaries were passed, with a further 8% (597) still to be completed by the end of the project.
- PS Plus beneficiaries completed courses in a wide range of subjects, from bricklaying to diet and nutrition courses. 1220 Preparation for Work courses and 177 fork lift truck courses were passed.
- 1946 NVQs (level 1 and above) were passed by male PS Plus 3 beneficiaries.

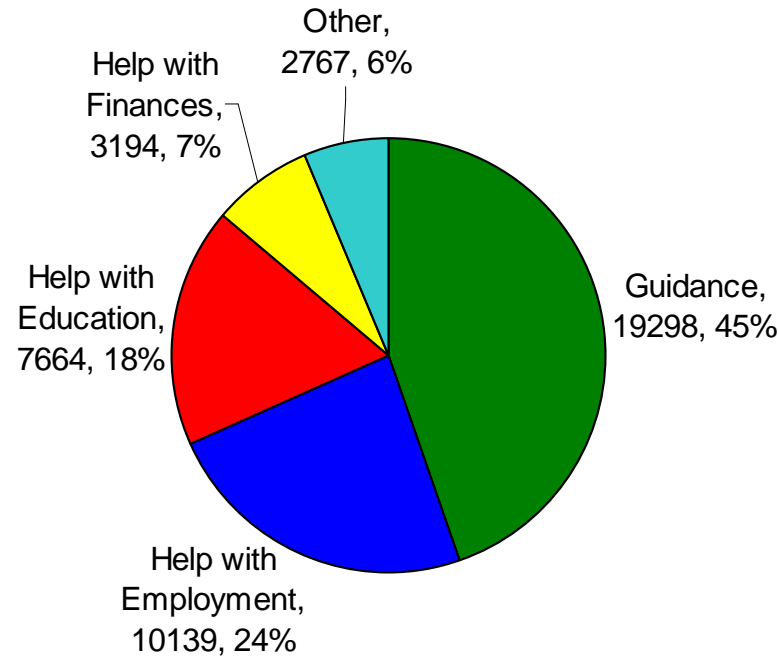
### Hard ETE Outcomes



ESF Hard ETE outcomes achieved by beneficiaries

- 4921 hard outcomes were recorded by PS Plus staff.
- 3749 hard outcomes had sufficient evidence for ESF auditing purposes. In addition, 60 supplementary hard outcomes were evidenced.
- Ps Plus 3 male beneficiaries achieved 2261 education/training outcomes and 1488 employment outcomes.

### All Outcomes - Summary



Summary of All Outcomes Gained on PS Plus 3 (males)

- In total, 43,062 outcomes were achieved by male PS Plus 3 beneficiaries, with 74% (16,607) of beneficiaries receiving at least one outcome while on the PS Plus project.
- 24% (10,139) of these outcomes have helped improve beneficiaries' employability, from writing CVs to gaining full-time employment.
- 3,194 finance and 515 housing outcomes were also gained by PS Plus 3 male beneficiaries.